



griffin & ray

LED Lighting

Dimmable Candle Bulbs



Applications

LED retrofit Candle Lights are suitable for all sorts of applications such as in Hotels, School, Hospitals, Museums, Universities, Bars & Restaurants, Showroom, Airport, Bathroom, Bedroom, Meeting Room, Office, Shopping Mall etc.

No compromise on the quality of lighting in terms on Lumen requirement and aesthetics. Looks exactly like the traditional Candle lights with a potential saving up to 90 %.



5W

LED

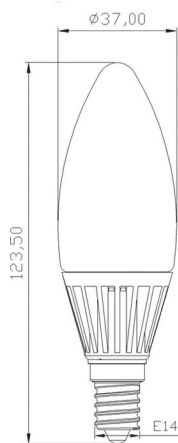
E14 Candle Light
Dimmable

Features

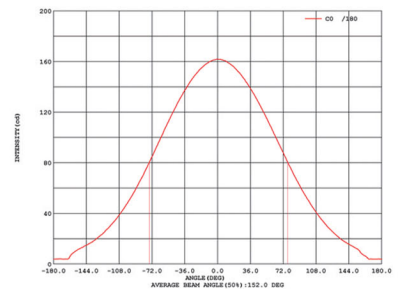
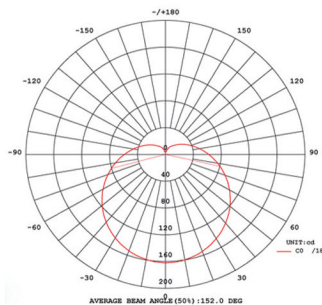
- ▶ SMD LED Technology
- ▶ Dimming Level 0-100 % without Flickering.
- ▶ No Halo , No Multiple Shadow Effect.
- ▶ Long Life Time 30000 to 50000 Hours.
- ▶ Eco-Friendly Light Source.
- ▶ Reduces Carbon Foot Print.

Product Code	Voltage (V)	Watts (W)	Lumens (Lm)	Beam Angle	CRI	CCT	Socket	Weight
GR14C05230WW-D	220 AC	5	450	170°	80	2700K-2900K	E14 / E17	32g
GR14C05230DW-D	220 AC	5	500	170°	80	4000K-4500K	E14 / E17	32g
GR14C05230CW-D	220 AC	5	520	170°	80	5800K-6300K	E14 / E17	32g

Dimension



Luminous Intensity Distribution



www.griffin-ray.com

Griffin & Ray Inc.

5201,
Great America Park way,
Suite 256
Santa Clara
California
USA.

☎ +1 408 8459411

☎ +1 408 7776375

🌐 www.griffin-ray.com

✉ info@griffin-ray.com

