



griffin & ray

# Induction Lighting

Flood Lights



## Applications

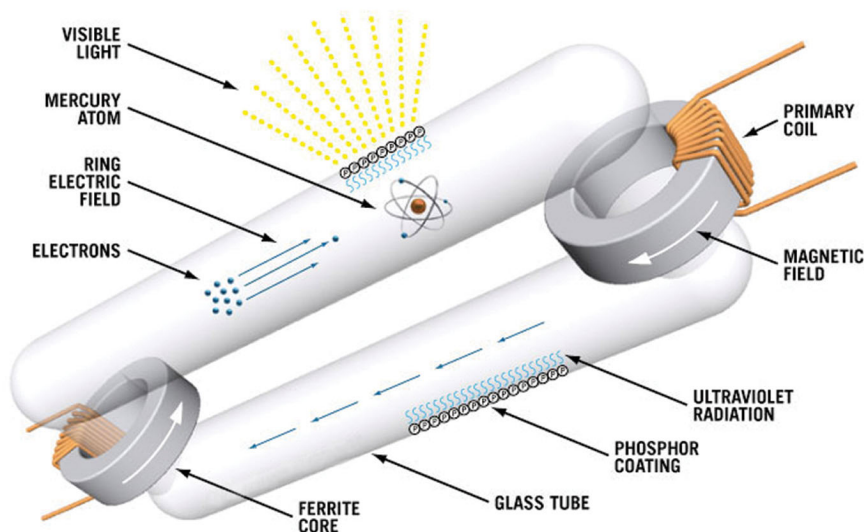
Induction Flood Lighting is an ideal solution for energy efficient lighting retrofits in Warehouse, Retail, Commercial, Exhibition Halls, Supermarkets, Food Storage/Processing, Hospitals, Manufacturing and Industrial facilities.

With no electrodes, the lamp lasts longer – in fact, up to 100,000 hours and is best suited for applications where lighting is difficult or expensive to replace due to the accessibility of the lights. Generates 50 % lesser heat compared to traditional lamps with an additional saving on HVAC costs.

## Working Principle

A lamp without any electrode (filament, electroluminescent panel) inside like general lamp and equipped with a bulb in which various gases are filled and a power coupler; the magnetic field generator. The way in which, if power is supplied from the high frequency oscillation capable, high-efficiency electronic ballast in the power coupler an electromagnetic field is formed in the bulb, and it reacts with the gas filled inside to generate ultraviolet ray and in turn, it passes through three wavelength fluorescent substance applied inside the bulb, and finally lights of visible rays.

Griffin & ray Induction lamp has superior and unique characteristics of long life! high efficiency! high rendering!



Classification	Griffin&ray Induction light	Metal halide	LED lamp	Sodium Lamp
Efficiency(lm/W)	75	80	60	100
Valid life	60000 hours	6000 hours	30000 hours	9000 hours
Use life	100000 hours	9000 hours	30000 hours	12000 hours
Glare	Surface light source, low luminance, no glare	Dot light source(high luminance) severe glare/high intensity,high glare	High intensity, high glare	Dot light source(high intensity) glare
Color display	Natural color	Cold and pale	Natural color	Single yello
Rendering index	80 ~90 Ra	60 ~80ra	70~80Ra	28~39Ra, Short-wavelength pigment
Lumen maintenance	Very excellent	Reduced by time(fast)	Intensity rapidly reduced due to thermal technological issue(Recommended use temperature lower than 40°C	Decreased by time(fast)
Lamp heating	90°C ~ 110° C	300°C~400° C	Room temp.+~ 20°C	300°C~400°C
Winter frost removal	Excellent	Excellent	Very week(No thermal energy on the radiation part	Excellent
No danger of fire an explosion	No	Yes	No	No
Hg content (Environmental polution)	Less than 6mg	30mg	No	More than 30mg

120 W

# Induction Flood Light

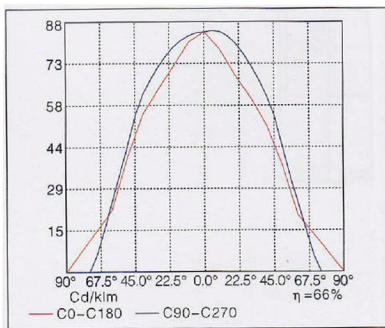


## Features

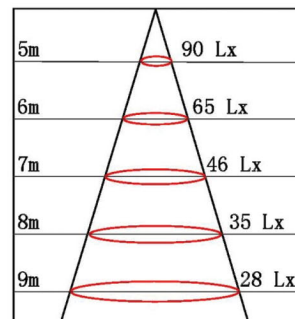
- ▶ Latest LVD Technology.
- ▶ Built-in Reflectors with Nano.coating
- ▶ No Glare and Flickering.
- ▶ Lesser heat compared to HID Lamps
- ▶ No Halo , No Multiple Shadow Effect.
- ▶ Long Life Time 60000 to 100000 Hours.
- ▶ Cool Beam , No UV or Thermal Radiation.
- ▶ Eco-Friendly Light Source.
- ▶ Reduces Carbon Foot Print.

Product Code	Voltage (V)	Watts (W)	Frequency (KHZ)	Lumens (Lm)	CCT	Power Factor
GRIFL120230CW	230V AC	120	250	10000-12000	6500K	>0.98

Photometric Curve:



Illuminance at Distance:



[www.griffin-ray.com](http://www.griffin-ray.com)

## Griffin & Ray Inc.

5201,  
Great America Park way,  
Suite 256  
Santa Clara  
California  
USA.

☎ +1 408 8459411

☎ +1 408 7776375

🌐 [www.griffin-ray.com](http://www.griffin-ray.com)

✉ [info@griffin-ray.com](mailto:info@griffin-ray.com)



griffin & ray